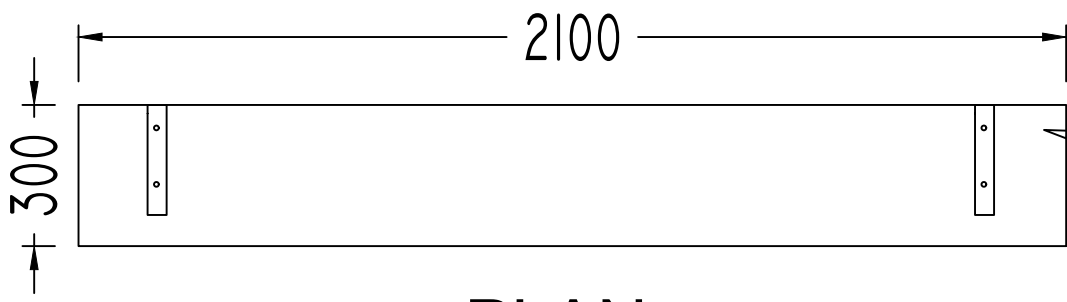
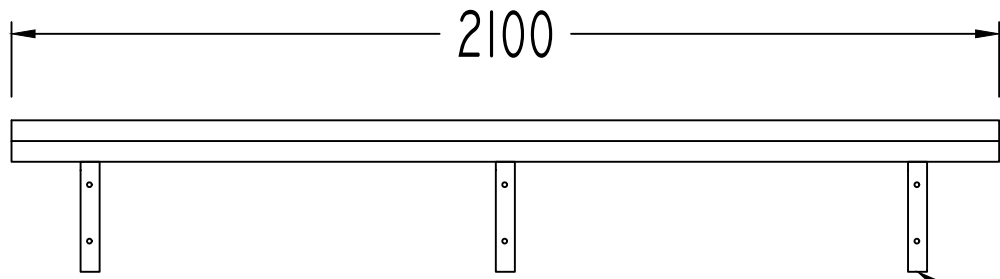


# SHOP DRAWING FOR LAUNDRY WALL SHELF

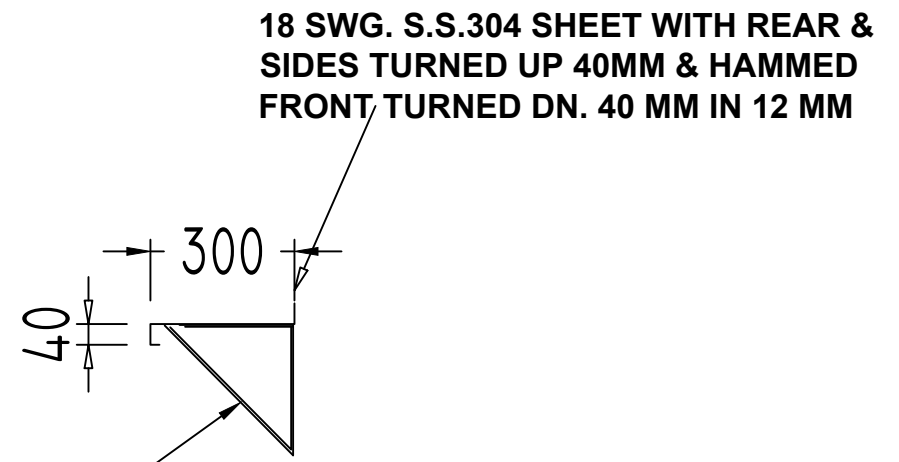


PLAN

18 SWG. S.S. 304 SHEET WITH REAR & SIDES TURNED UP 40MM & HAMMED FRONT TURNED DN. 40 MM IN 12 MM



ELEVATION



18 SWG. S.S. 304 SHEET WITH REAR & SIDES TURNED UP 40MM & HAMMED FRONT TURNED DN. 40 MM IN 12 MM

40X3 MM S.S. FLAT BRACKETS

SECTION

ITEM NO - L-05,	SIZE	L2100 X W300	QTY. 02
ITEM NO - L-08,	SIZE	L2100 X W300	QTY. 02